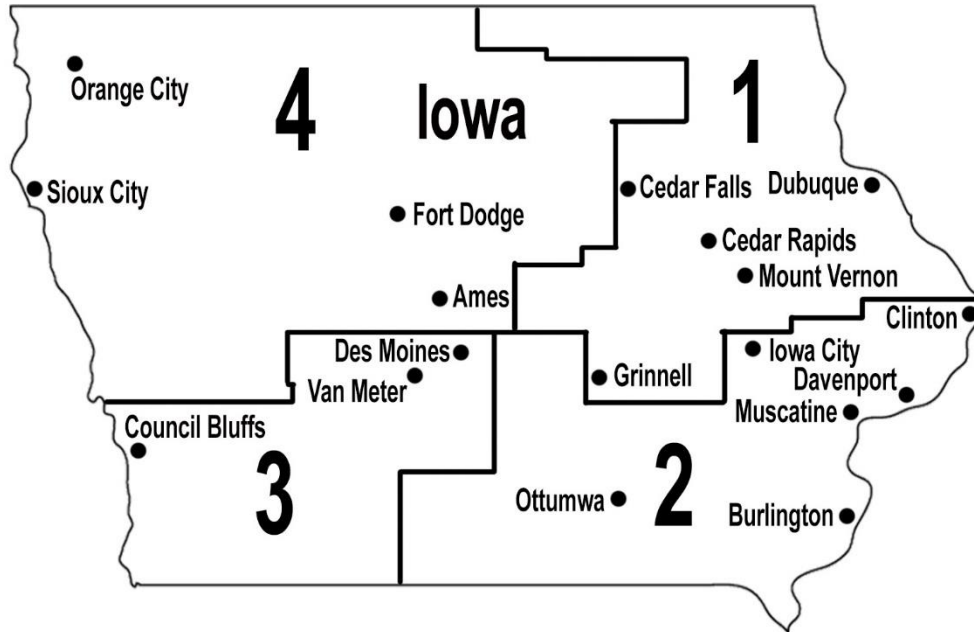


How Presidential Candidates Campaign When Every Vote Is Equal

When presidential candidates campaign inside a closely divided “battleground” state, every vote is equal throughout the state. The winner is the candidate who receives the most popular votes in the state. These maps of Iowa, Ohio, Florida, and Virginia (the four states that accounted for over two-thirds of all general-election activity in the 2012 presidential election) show that rural areas, suburbs, exurbs, and cities all received attention—roughly in proportion to their population.

The 27 Post-Convention Campaign Events in Iowa in 2012



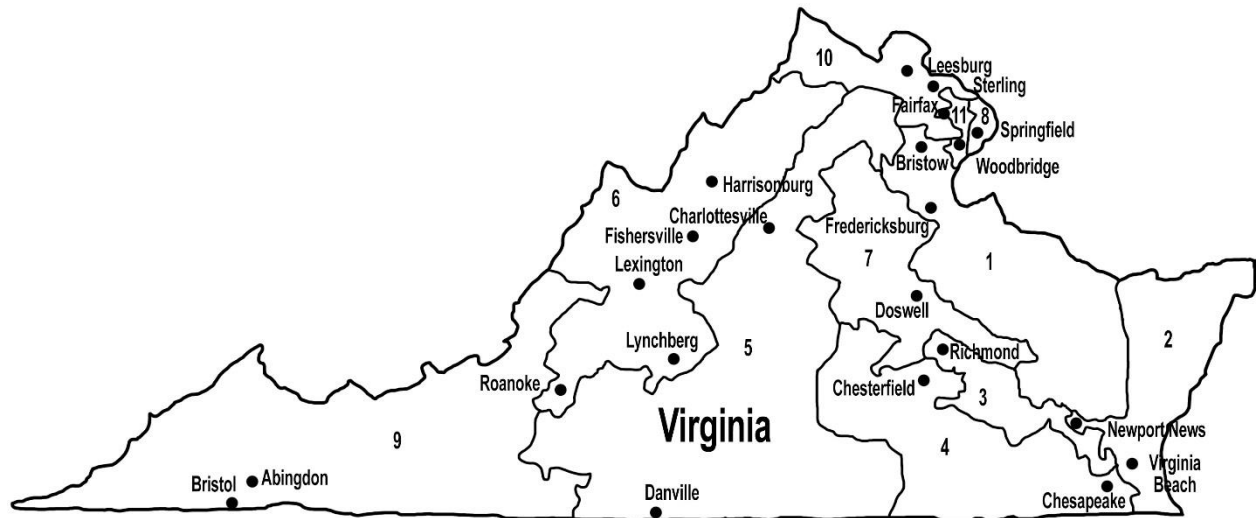
Place	Population	Candidate and date of campaign event	County	CD
Van Meter	1,016	Romney (10/9)	Dallas	3
Mount Vernon	4,506	Obama (10/17)	Linn	1
Orange City	6,004	Romney (9/7)	Sioux	4
Grinnell	9,218	Biden (9/18)	Poweshiek	1
Muscatine	22,886	Biden (11/1), Ryan (10/2)	Muscatine	2
Fort Dodge	25,206	Biden (11/1)	Webster	4
Ottumwa	25,023	Biden (9/18)	Wapello	2
Burlington	25,663	Biden (9/17), Ryan (10/2)	Des Moines	2
Clinton	26,885	Ryan (10/2)	Clinton	2
Cedar Falls	39,260	Ryan (11/2)	Black Hawk	1
Dubuque	57,637	Obama (11/3), Romney (11/3), Ryan (10/1)	Dubuque	1
Ames	58,965	Romney (10/25)	Story	4
Council Bluffs	62,230	Biden (10/4), Ryan (10/21)	Pottawattamie	3
Iowa City	67,862	Obama-Biden (9/7)	Johnson	2
Sioux City	82,684	Ryan (10/21)	Woodbury	4
Davenport	99,685	Obama (10/24), Romney (10/29)	Scott	2
Cedar Rapids	126,326	Romney (10/24)	Linn	1
Des Moines	203,433	Obama (11/5), Romney (11/3), Ryan (9/17, 11/5)	Polk	3

Iowa—Continued

Iowa has four congressional districts (each, of course, with equal population). The presidential candidates campaigned approximately equally in each part of the state in the 2012 presidential election.

CD	Place of campaign event	Number
1 st	Cedar Falls, Dubuque (3), Cedar Rapids, Mouth Vernon, Grinnell	7
2 nd	Ottumwa, Burlington (2), Muscatine (2), Davenport (2), Iowa City, Clinton	9
3 rd	Council Bluffs (2), Van Meter, Des Moines (4)	7
4 th	Orange City, Fort Dodge, Ames, Sioux City	4

The 36 Post-Convention Campaign Events in Virginia in 2012



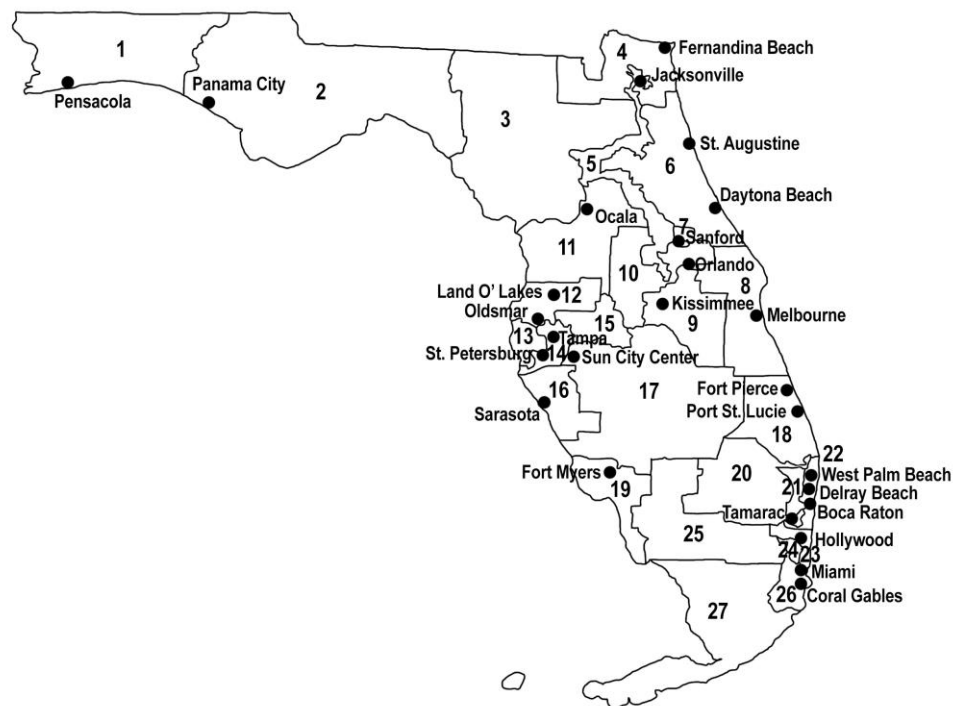
Place	Population	Candidate and date of campaign event	CD
Doswell	2,126	Romney (11/1)	7
Woodbridge	4,055	Obama (9/21)	11
Lexington	6,998	Romney (10/8)	6
Fishersville	7,462	Romney (10/4)	6
Abingdon	8,188	Romney (10/5)	9
Bristow	15,137	Obama (11/3)	1
Bristol	17,662	Ryan (10/25)	9
Fairfax	23,461	Obama (10/5, 10/19), Romney (9/13, 11/5)	11
Fredericksburg	27,307	Ryan (10/16)	1
Sterling	27,822	Biden (11/5)	10
Springfield	30,484	Romney (11/2)	8
Danville	42,996	Ryan (9/19)	5
Charlottesville	43,956	Ryan (10/25)	5
Leesburg	45,936	Romney (10/17)	10
Harrisonburg	50,981	Ryan (9/14)	6
Lynchburg	77,113	Biden (10/27), Romney (11/5), Ryan (10/16)	6
Roanoke	97,469	Romney (11/1)	6
Newport News	180,726	Romney (10/8, 11/4), Ryan (9/18)	2
Richmond	210,309	Obama (10/25), Biden (11/5), Romney (9/8, 10/12), Ryan (11/3, 11/6)	3
Chesapeake	228,417	Romney (10/17)	4
Chesterfield	323,856	Biden (9/25)	4
Virginia Beach	447,021	Obama (9/27), Romney (9/8, 11/1)	2

Virginia—Continued

Virginia has 11 congressional districts (each with equal population).

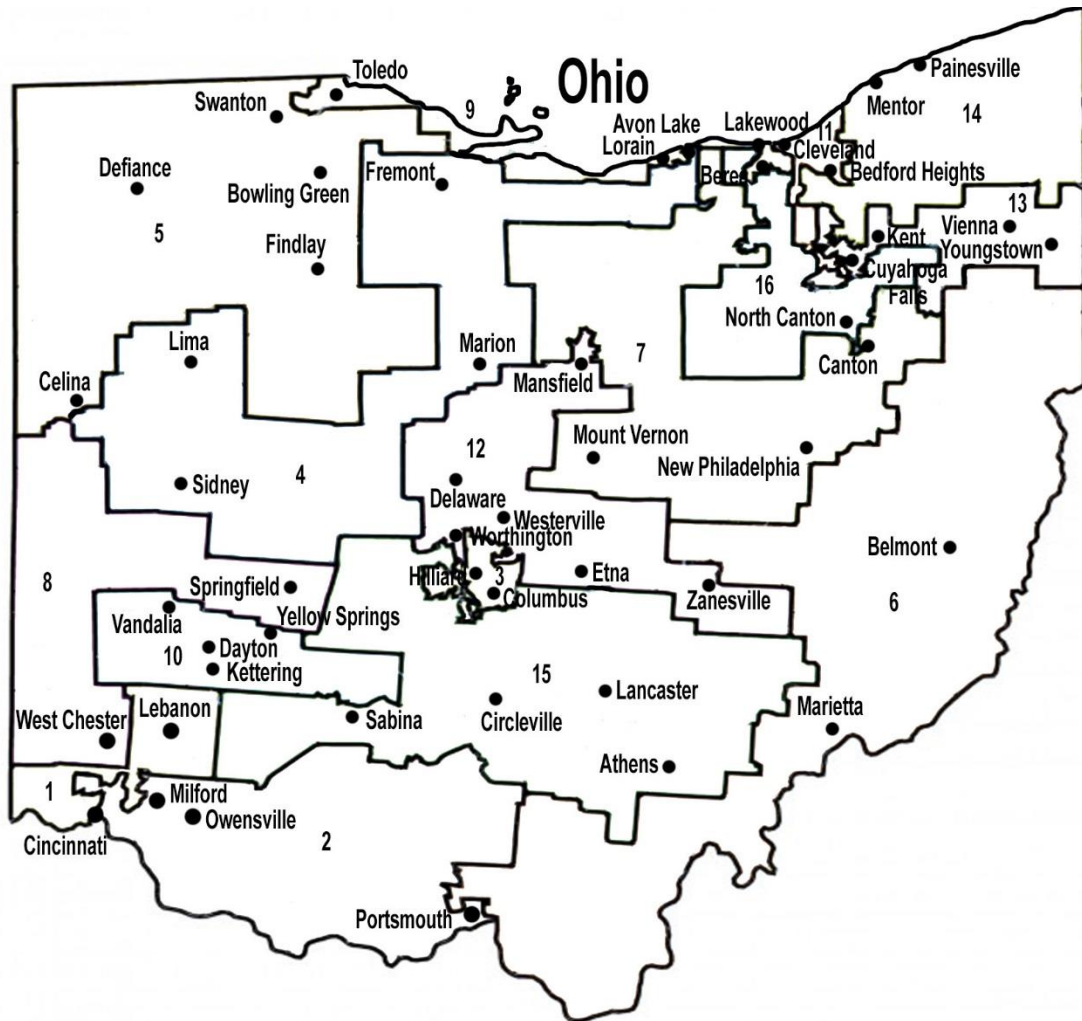
CD	Place of campaign event	Number
1 st	Bristow, Fredericksburg	2
2 nd	Newport News (3), Virginia Beach (3)	6
3 rd	Richmond	6
4 th	Chesapeake, Chesterfield	2
5 th	Danville, Charlottesville	2
6 th	Lexington, Fishersville, Harrisonburg, Lynchburg (3), Roanoke	7
7 th	Doswell	1
8 th	Springfield	1
9 th	Abingdon, Bristol	2
10 th	Sterling, Leesburg	2
11 th	Fairfax (4), Woodbridge	5

The 40 Post-Convention Campaign Events in Florida in 2012



Place	Population	Candidate and date of campaign event	County	CD
Fernandina Beach	11,705	Ryan (10/29)	Nassau	4
St. Augustine	13,407	Biden (10/20)	St. Johns	6
Oldsmar	13,703	Ryan (9/15)	Pinellas	12
Sun City Center	19,258	Biden (10/19)	Hillsborough	17
Land O' Lakes	31,145	Romney (10/27)	Pasco	12
Panama City	36,167	Ryan (11/3)	Bay	2
Fort Pierce	42,645	Biden (10/19)	St. Lucie	18
Apopka	44,474	Romney (10/6)	Orange	5
Coral Gables	49,411	Obama (10/11), Romney (10/31)	Miami-Dade	26
Pensacola	52,340	Romney (10/27)	Escambia	1
Sarasota	52,811	Biden (10/31), Romney (9/20)	Sarasota	16
Sanford	54,651	Romney (11/5)	Seminole	5
Ocala	56,945	Biden (10/31), Ryan (10/18)	Marion	11
Daytona Beach	62,035	Romney (10/19)	Volusia	6
Delray Beach	62,357	Obama (10/23)	Palm Beach	22
Tamarac	62,557	Biden (9/28)	Broward	20
Kissimmee	63,369	Obama (9/8), Romney (10/27)	Osceola	9
Fort Myers	65,725	Biden (9/29), Ryan (10/18)	Lee	19
Melbourne	77,048	Obama (9/9)	Brevard	8
Boca Raton	87,836	Biden (9/28)	Palm Beach	22
West Palm Beach	101,043	Obama (9/9)	Palm Beach	22
Hollywood	145,236	Obama (11/4)	Broward	23
Port St. Lucie	168,716	Romney (10/7)	St. Lucie	18
St. Petersburg	246,541	Obama (9/8), Romney (10/5)	Pinellas	14
Orlando	249,562	Ryan (9/22)	Orange	7
Tampa	347,645	Obama (10/25), Romney (10/31), Ryan (10/19)	Hillsborough	14
Miami	413,892	Obama (9/20), Romney (9/19 x 2), Ryan (9/22)	Miami-Dade	27
Jacksonville	836,507	Romney (9/12, 10/31)	Duval	5

The 73 Post-Convention Campaign Events in Ohio in 2012



Ohio—Continued

Place	Population	Candidate and date of campaign event	County	CD
Belmont	447	Ryan (10/20)	Belmont	6
Owensville	794	Ryan (9/12)	Clermont	2
Sabina	2,548	Ryan (10/27)	Clinton	15
Yellow Springs	3,526	Ryan (10/27)	Greene	10
Swanton	3,690	Ryan (10/8)	Fulton	5
Vienna	4,021	Ryan (11/5)	Trumbull	13
Milford	6,681	Biden (9/9)	Hamilton	2
Celina	10,395	Romney (10/28)	Mercer	5
Bedford Heights	10,751	Romney (9/26)	Cuyahoga	11
Circleville	13,453	Ryan (10/27)	Pickaway	15
Worthington	13,757	Romney (10/25)	Franklin	12
Marietta	14,027	Ryan (11/3)	Washington	6
Vandalia	15,204	Romney (9/25)	Montgomery	10
Etna	16,373	Romney (11/2)	Licking	12
Fremont	16,564	Biden (11/4)	Sandusky	4
Mount Vernon	16,812	Romney (10/10)	Knox	7
Defiance	16,838	Romney (10/25)	Defiance	5
New Philadelphia	17,292	Ryan (10/27)	Tuscarawas	7
North Canton	17,404	Romney (10/26)	Stark	16
Berea	18,980	Ryan (10/17)	Cuyahoga	9
Painesville	19,634	Romney (9/14)	Lake	14
Portsmouth	20,302	Biden (9/9), Romney (10/13)	Scioto	2
Lebanon	20,387	Romney (10/13)	Warren	1
Sidney	21,031	Romney (10/10)	Shelby	4
Avon Lake	22,816	Romney (10/29)	Lorain	9
Athens	23,755	Obama (10/17), Biden (9/8)	Athens	15
Zanesville	25,411	Biden (9/8), Ryan (10/27)	Muskingum	12
Kent	29,807	Obama (9/26)	Portage	13
Hilliard	30,564	Obama (11/2)	Scioto	15
Bowling Green	31,384	Obama (9/26)	Wood	5
Delaware	35,925	Romney (10/10)	Delaware	12
Marion	36,904	Biden (10/24), Romney (10/28)	Marion	4
Westerville	37,073	Romney (9/26)	Franklin	12
Lima	38,339	Obama (11/2), Ryan (9/24)	Allen	4
Lancaster	38,880	Biden (11/4), Romney (10/12)	Fairfield	15
Findlay	41,526	Romney (10/28)	Hancock	5
Mentor	47,023	Obama (11/3)	Lake	14
Mansfield	47,052	Romney (9/10), Ryan (11/4)	Richland	12
Cuyahoga Falls	49,245	Romney (10/9)	Summit	13
Lakewood	51,385	Biden (11/4)	Cuyahoga	9
Kettering	55,990	Romney (10/30)	Montgomery	10
Springfield	60,147	Obama (11/2)	Clark	8
West Chester	60,958	Romney (11/2)	Butler	8
Lorain	63,707	Biden (10/22)	Lorain	9
Youngstown	65,405	Biden (10/29), Ryan (10/12)	Mahoning	13
Canton	72,683	Biden (10/22)	Stark	7
Dayton	141,359	Obama (10/23), Biden (9/12)	Montgomery	10
Toledo	284,012	Biden (10/23), Romney (9/26)	Lucas	9
Cincinnati	296,550	Obama (9/17, 11/4), Romney (10/25), Ryan (9/25, 10/15)	Hamilton	1
Cleveland	390,928	Obama (10/5, 10/25), Romney (11/4, 11/6), Ryan (10/24)	Cuyahoga	11
Columbus	809,798	Obama (9/17, 10/9, 11/5), Romney (11/5), Ryan (9/29)	Franklin	3